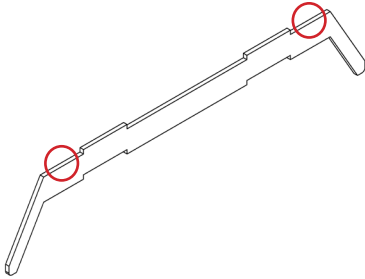
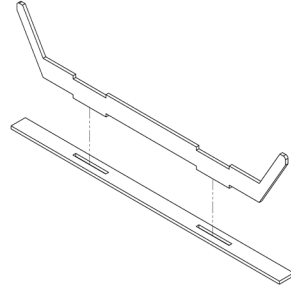


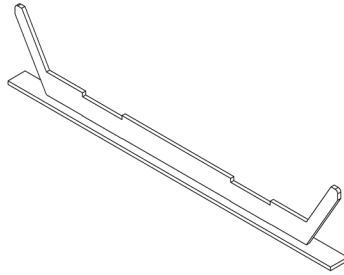
PAPER SPACER ASSEMBLY INSTRUCTIONS



1.) Apply glue to strut



2.) Place strut tabs into plate slots



3.) Allow to dry and insert into Paper
Holder compartment